

AUDIO COUPLING MINIATURE ENCAPSULATED TRANSFORMER DESIGNED TO OPERATE 50mW MAX IN SECONDARY AND REFLECT A PRIMARY SOURCE IMPEDANCE OF APPROXIMATELY 320ΩCT WITH 3.2Ω LOAD ON SECONDARY.

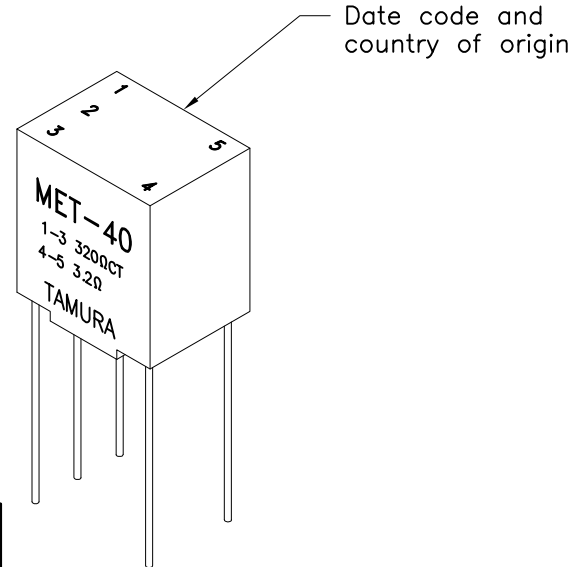
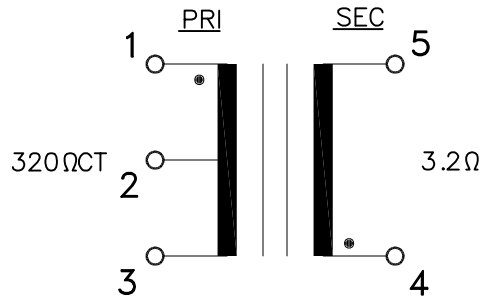
A. Electrical Specifications (@ 20°C)

1. Pri Source Impedance; 320ΩCT
2. Sec Load Impedance; 3.2Ω
3. Pri DC Current; 6mA MAX
4. Operating Level; 50mW MAX @ 300Hz
5. Frequency Response (relative to 1KHz); ±2.0dB, @ 300Hz to 100KHz
6. Longitudinal Balance; 60dB MIN @ 1KHz
7. DC Resistance;
  - (1-3) 35Ω ±30%
  - (4-5) 0.7Ω ±20%
8. Turns Ratio; (1-3) : (4-5) = 10 : 1 ±2%
9. Dielectric Strength; 60Hz 500Vrms 0.5 minute @ Pri - Sec

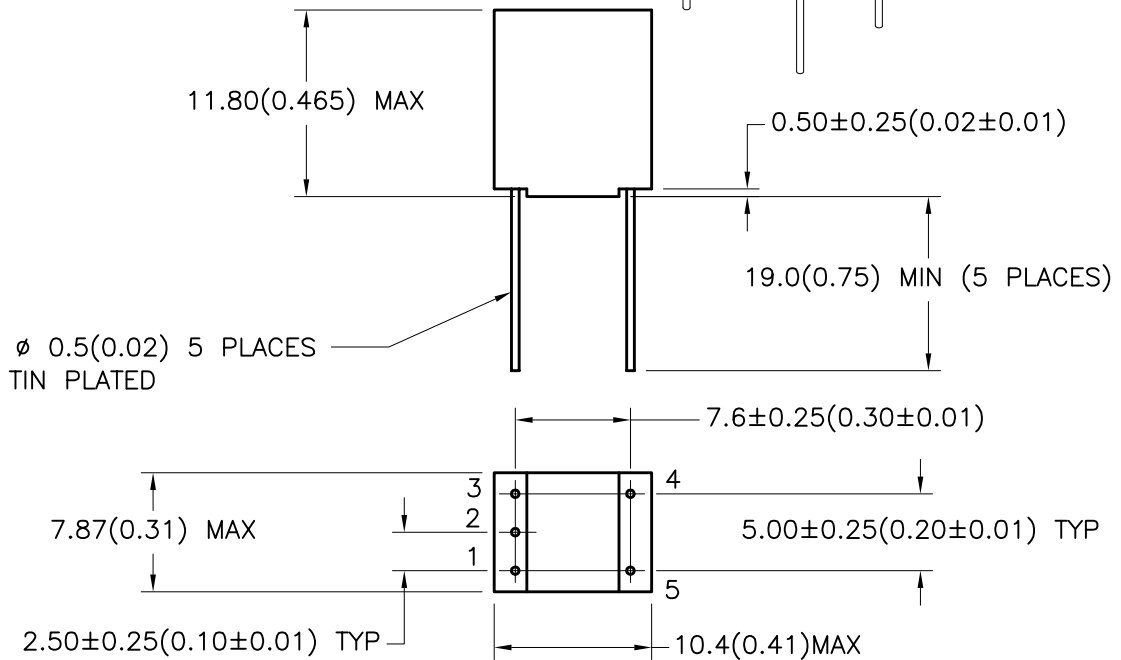


B. Marking; MET-40, TAMURA, Primary and Secondary Impedance, date code and country of origin

C. Schematic Diagram



D. Mechanical Specifications



TOLERANCES (mm)	
≤ 4	± 0.2
4 ≤ 20	± 0.3
20 ≤ 50	± 0.4

PREPARED BY:

K. BRENNAN

ENGINEER: M. PITCHAI	DWG CONTROL NO. P-A1-12013 ACAD\MET\A1120131.DWG	REV A	AUDIO COUPLING MINIATURE ENCAPSULATED TRANSFORMER	MET-40
QUALITY CONTROL: T. CLEM	CONTENTS OF THIS DRAWING ARE SUBJECT TO CHANGE WITHOUT PRIOR NOTICE		TAMURA CORPORATION OF AMERICA 43352 BUSINESS PARK DRIVE, TEMECULA, CA. 92590-6624 (951) 699-1270 FAX 9516769482	MODEL SPECIFICATION
APPROVED: Y. SEKIGUCHI	PROPRIETARY NOTICE: THIS DRAWING PRINT OR DOCUMENT AND SUBJECT MATTER DISCLOSED HEREIN ARE PROPRIETARY ITEMS TO WHICH TAMURA RETAINS THE EXCLUSIVE RIGHT OF DISSEMINATION, REPRODUCTION, MANUFACTURE AND SALE. THIS DRAWING, PRINT OR DOCUMENT IS SUBMITTED IN CONFIDENCE FOR CONSIDERATION BY THE RECIPIENT ALONE UNLESS PERMISSION FOR FURTHER DISCLOSURE IS EXPRESSLY GRANTED IN WRITING.			DIM: mm(In) SCL: 2/1 SH: 1 OF 1