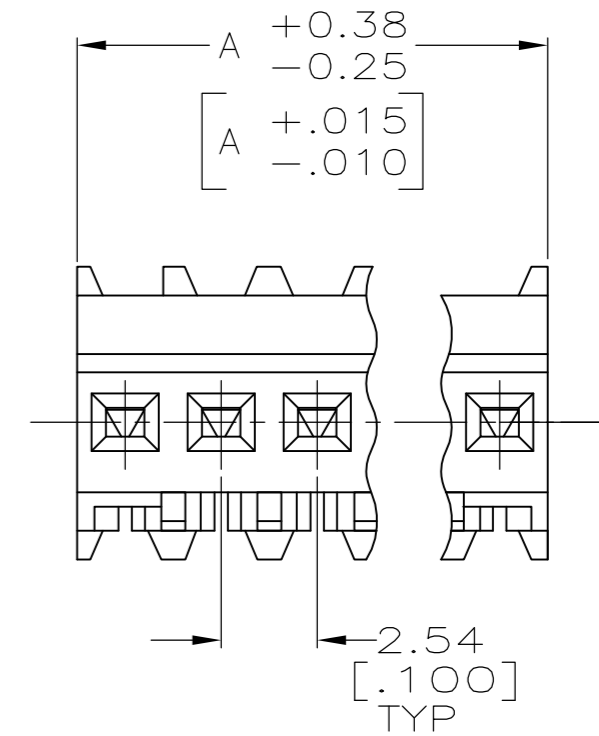
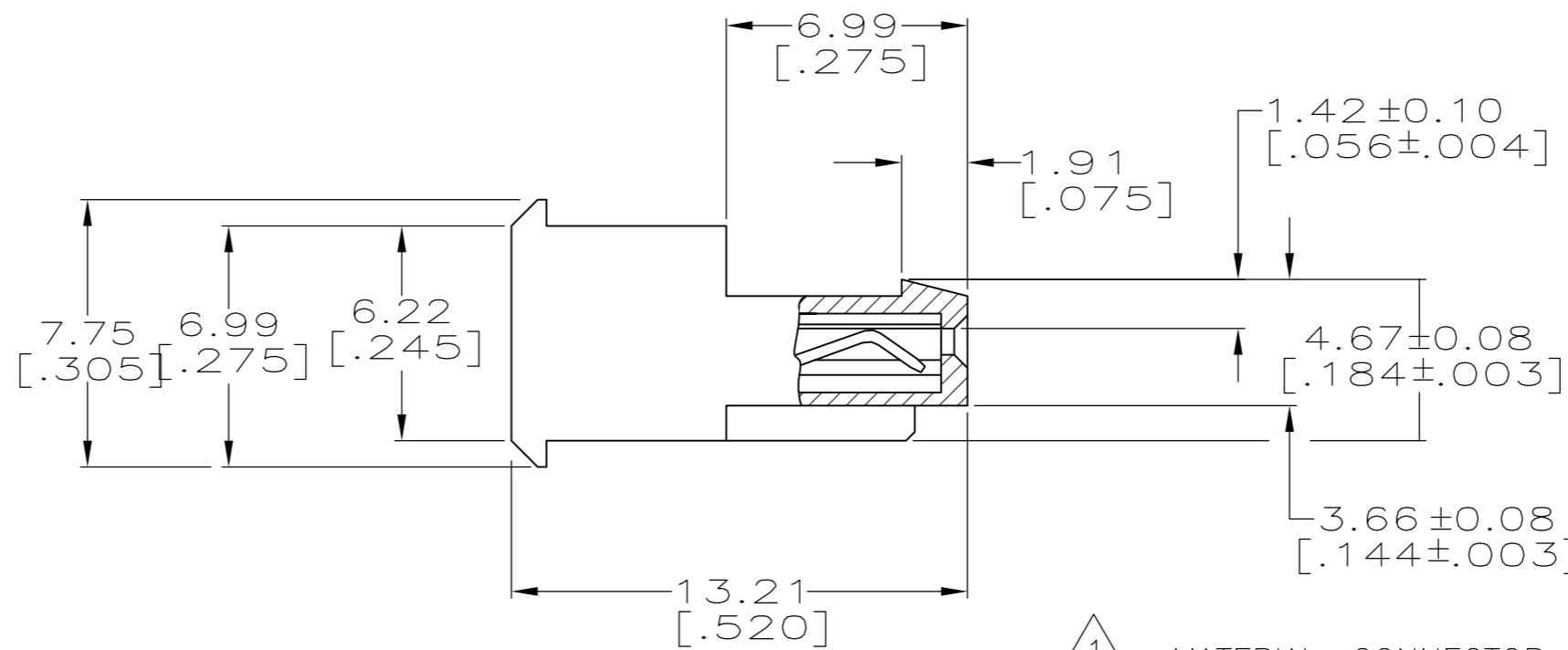
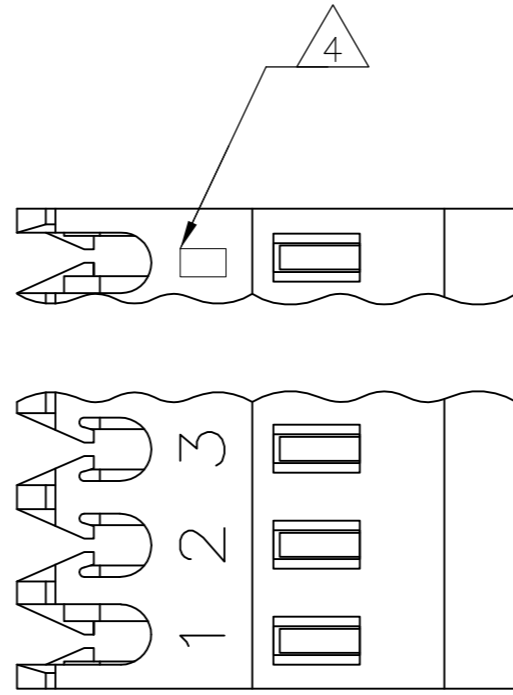


THIS DRAWING IS UNPUBLISHED. RELEASED FOR PUBLICATION  
 © COPYRIGHT - By - ALL RIGHTS RESERVED.

LOC		DIST		REVISIONS			
P	LTR	DESCRIPTION	DATE	DWN	APVD		
	S	REVISED PER ECO-12-007504	03AUG12	KH	SM		



- 1 MATERIAL: CONNECTOR - NYLON UL94V-2.  
CONTACTS - 0.30[.012] THICK COPPER ALLOY  
BRIGHT TIN-LEAD .00203[.000080] MIN THICKNESS  
FOR 640620-2 THRU 2-640620-8.  
MATTE WHISKER MITIGATED TIN .00203[.000080] MIN THICKNESS OVER  
NICKEL UNDERPLATE FOR 3-640620-2 THRU 5-640620-8.
- 2 CONTACTS ACCEPT 22 AWG WIRE WITH 1.52[.060] MAX  
INSULATION DIAMETER.
- 3 CONTACTS MUST ACCEPT 0.64#0.03[.025# .762]  
POST AND REMAIN LOCKED IN POSITION.
- 4 IDENTIFICATION NUMBER FOR LAST CIRCUIT MAY  
NOT APPEAR ON ALL ASSEMBLIES.
- 5 DIMENSIONS IN BRACKETS ARE IN INCHES.
- 6 HOUSING FEATURES ARE: FEED THRU WITH LOCKING  
RAMP.
- 7 OBSOLETE PARTS: OBSOLETE CIS STREAMLINING PER D.RENAUD/D.SINISI
- 8 RED COLOR STRIPE ON HOUSING (NOT SHOWN) MAY RUN DOWN BETWEEN RIBS.

YES	DIM A	NO. OF CIRCUITS	PART NO.
YES	71.12[2.800]	28	5-640620-8
YES	68.58[2.700]	27	5-640620-7
YES	66.04[2.600]	26	5-640620-6
YES	63.50[2.500]	25	5-640620-5
YES	60.96[2.400]	24	5-640620-4
YES	58.42[2.300]	23	5-640620-3
YES	55.88[2.200]	22	5-640620-2
YES	53.34[2.100]	21	5-640620-1
YES	50.80[2.000]	20	5-640620-0
YES	48.26[1.900]	19	4-640620-9
YES	45.72[1.800]	18	4-640620-8
YES	43.18[1.700]	17	4-640620-7
YES	40.64[1.600]	16	4-640620-6
YES	38.10[1.500]	15	4-640620-5
YES	35.56[1.400]	14	4-640620-4
YES	33.02[1.300]	13	4-640620-3
YES	30.48[1.200]	12	4-640620-2
YES	27.94[1.100]	11	4-640620-1
YES	25.40[1.000]	10	4-640620-0
YES	22.86[.900]	9	3-640620-9
YES	20.32[.800]	8	3-640620-8
YES	17.78[.700]	7	3-640620-7
YES	15.24[.600]	6	3-640620-6
YES	12.70[.500]	5	3-640620-5
YES	10.16[.400]	4	3-640620-4
YES	7.62[.300]	3	3-640620-3
YES	5.08[.200]	2	3-640620-2
NO	71.12[2.800]	28	2-640620-8
NO	68.58[2.700]	27	2-640620-7
NO	66.04[2.600]	26	2-640620-6
NO	63.50[2.500]	25	2-640620-5
NO	60.96[2.400]	24	2-640620-4
NO	58.42[2.300]	23	2-640620-3
NO	55.88[2.200]	22	2-640620-2
NO	53.34[2.100]	21	2-640620-1
NO	50.80[2.000]	20	2-640620-0
NO	48.26[1.900]	19	1-640620-9
NO	45.72[1.800]	18	1-640620-8
NO	43.18[1.700]	17	1-640620-7
NO	40.64[1.600]	16	1-640620-6
NO	38.10[1.500]	15	1-640620-5
NO	35.56[1.400]	14	1-640620-4
NO	33.02[1.300]	13	1-640620-3
NO	30.48[1.200]	12	1-640620-2
NO	27.94[1.100]	11	1-640620-1
NO	25.40[1.000]	10	1-640620-0
NO	22.86[.900]	9	640620-9
NO	20.32[.800]	8	640620-8
NO	17.78[.700]	7	640620-7
NO	15.24[.600]	6	640620-6
NO	12.70[.500]	5	640620-5
NO	10.16[.400]	4	640620-4
NO	7.62[.300]	3	640620-3
NO	5.08[.200]	2	640620-2
LEADFREE			

SUPERSEDED  
 SUPERSEDED  
 OBSOLETE  
 SUPERSEDED  
 SUPERSEDED  
 SUPERSEDED

THIS DRAWING IS A CONTROLLED DOCUMENT.		DWN S. CARPENTER 11JUN2003	TE Connectivity	
DIMENSIONS: mm [INCHES]		CHK D. BOSSI 11JUN2003		
TOLERANCES UNLESS OTHERWISE SPECIFIED:		APVD D. BOSSI 11JUN2003	NAME	
0 PLC ± -		PRODUCT SPEC	MTA 100 CONNECTOR ASSEMBLY, 22 AWG, STANDARD	
1 PLC ± -		APPLICATION SPEC	SIZE	CAGE CODE
2 PLC ± -		108-1050	A2	00779
3 PLC ± 0.13 [.005]		114-1019	DRAWING NO	RESTRICTED TO
4 PLC ± -		WEIGHT	C=640620	-
ANGLES ± -		CUSTOMER DRAWING	SCALE	SHEET
FINISH			5:1	1 of 1
MATERIAL			REV	S